



THOMAS JONES SYNOD COLLEGE JOWAI, MEGHALAYA 793150

REGN. NO. SR/TJSCJ-80/97 OF 1997

NAAC Accredited 'B' Grade

Phone No: 03652-221459

Email: tjscjowai@gmail.com

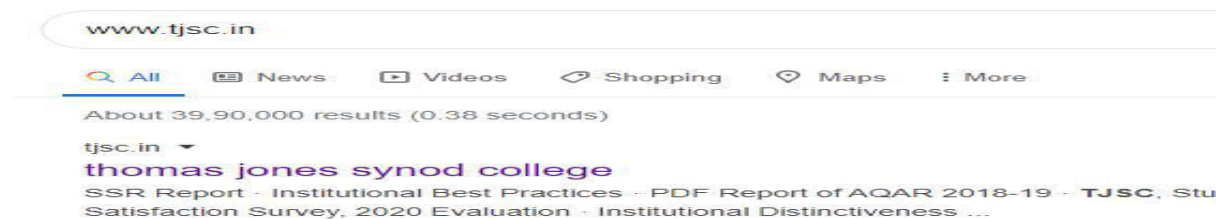
Procedure for Payment of Fees

Any of the following procedures may be adopted for Payment of Fees in Thomas Jones Synod College, Jowai:

OPTION No. 1: Online Payment through SBI Collect:

Fees may be paid through SBI Collect by following the steps outlined below:

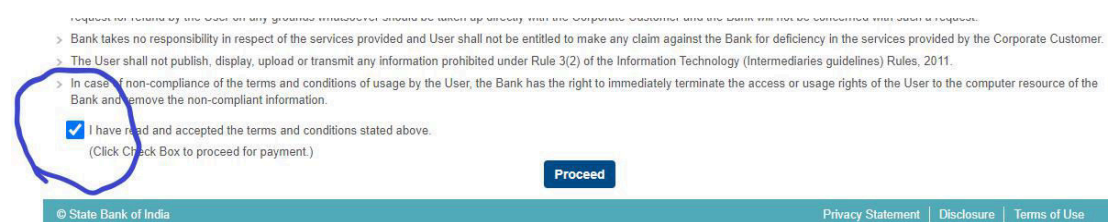
1. Go to the College Website www.tjsc.in



2. Click on link **For Online Payment Click Here** which is displayed in the Homepage of the College website on the right side...



3. Click on **I have read and accepted the terms and conditions stated above** and then click on **PROCEED**



4. In **State of Corporate / Institution** Select **Meghalaya** from the dropdown menu and in **Type of Corporate / Institution** select **Educational Institution** from the dropdown menu and the click on **GO**

State Bank Collect 21-Jul-2020 [03:19 PM IST]

Select State and Type of Corporate / Institution

State of Corporate / Institution *

Type of Corporate / Institution *

Go

5. In **Educational Institutions Name** select **THOMAS JONES SYNOD COLLEGE, JOWAI** from the dropdown menu and then click on **SUBMIT**. Make sure that you select the Correct Name of the Institution.

State Bank Collect 21-Jul-2020 [03:19 PM IST]

Select from Educational Institutions

Educational Institutions Name *

Submit **Back**

▪ Mandatory fields are marked with an asterisk (*)

6. In **Select Payment Category** select whichever is applicable. Make sure that you select the Correct Category from drop-down menu.

Provide details of payment

Select Payment Category *

-- Select Category --

DEGREE (ARTS)

DEGREE (COMMERCE)

XI ARTS/COMMERCE (COMPUTER APP)1st installment

XI ARTS/COMMERCE 1ST INSTALLMENT

XI ARTS/COMMERCE 2ND INSTALLMENT

XI ARTS/COMMERCE(COMPUTER APP) 2ND INSTALLMENT

XII ARTS/COMMERCE 1ST INSTALLMENT

XII ARTS/COMMERCE 2ND INSTALLMENT

XII ARTS/COMMERCE(COMPUTER APP) 1ST INSTALLMENT

XII ARTS/COMMERCE(COMPUTER APP) 2ND INSTALLMENT

▪ Mandatory fields are marked with an asterisk (*)

▪ The payment structure document if available will

▪ Date specified(if any) should be in the format of

© State Bank of India Privacy Statement | Disclosure | Terms of Use

7. Fill up the required details such as **“Name of student”, “Session”, “Semester”, etc...**

Provide details of payment

Select Payment Category *

NAME OF STUDENT *

SESSION *

SEMESTER *

ROLL NO

GENDER *

DATE OF BIRTH *

CATEGORY *

RELIGION *

MOBILE NO *

SEMESTER FEE * Fixed:Rs.5750

Remarks

▪ THE ROLL NO IS OPTIONAL FOR 1ST SEMESTER STUDENTS FOR OTHERS ROLL NO IS MANDATORY.

and then fill up the following details before you click on the **SUBMIT** button. Make sure to fill up the correct details in the boxes provided...

Please enter your Name, Date of Birth (For Personal Banking) / Incorporation (For Corporate Banking) & Mobile Number. This is required to reprint your e-receipt / remittance(PAP) form, if the need arises.

Name *

Date Of Birth / Incorporation * 

Mobile Number *

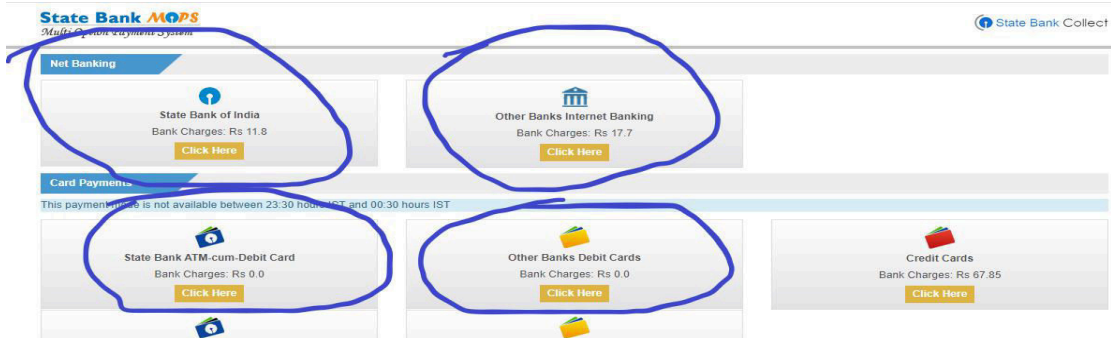
Email Id

Enter the text as shown in the image *

[Submit](#) [Reset](#) [Back](#)

8. After you click on the submit button it will take you to the page where the details that you have filled up will appear. After you have **ASSERTAINED & VERIFIED** the details click on the **CONFIRM** button.

9. Select any of the following options **Circled in Blue** for making your payment.



10. After completion of payment you will receive an email... Students are then required to get a **print-out of the payment receipt delivered to your email and submit the same to the College without fail**. This will act as a counterfoil which will be kept by the College as proof that the students have made the payment.

Principal
Thomas Jones Synod College
Jowai